


Student worksheet

Focus
Reading scales

Question 1




The length of the Thank you card is closest to

☐ 11 mm
☐ 11 cm
☐ 12 cm
☐ 112 cm

Shade one bubble.

Question 3

This picture shows how much juice Benny poured into an empty jug from a full 1 litre carton.




The amount of juice left in the carton is closest to

☐ 175 mL
☐ 325 mL
☐ 675 mL
☐ 975 mL

Question 2

Which girl is 1.3 m tall?

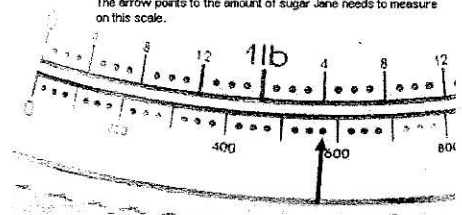


Shade one bubble.

NSM06 | Reading measures from a range of scales
© Department of Education WA 2010
Revised October 2016

Question 4

The arrow points to the amount of sugar Jane needs to measure on this scale.



How much sugar does she need?

NEALS

6

Student worksheet

Focus
Number patterns based on one of the four operations

Question 1

Each new number in this pattern is made by adding together the two numbers before it.

16, 23, 39

What is the first number in the pattern?

Question 3

Erin has shaded boxes in a counting pattern starting at 4.

| | | | | | | | | | |
|----|----|----|----|----|----|----|----|----|----|
| 1 | 2 | 3 | 4 | 5 | 6 | 7 | 8 | 9 | 10 |
| 11 | 12 | 13 | 14 | 15 | 16 | 17 | 18 | 19 | 20 |
| 21 | 22 | 23 | 24 | 25 | 26 | 27 | 28 | 29 | 30 |
| 31 | 32 | 33 | 34 | 35 | 36 | 37 | 38 | 39 | 40 |

What is the next number Erin should shade in this pattern?

☐ 34
☐ 36
☐ 38
☐ 40

Question 2

67, 65, 63, 61, ?


Which number comes next in this pattern?

☐ 59
☐ 60
☐ 61
☐ 62

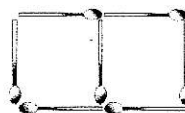
Shade one bubble.

Question 4

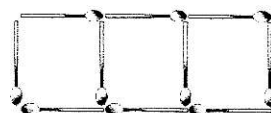
Tony made a pattern using matchsticks.



Shape 1



Shape 2



Shape 3

How many matchsticks will he need to make Shape 5?

Write your answer on the line.